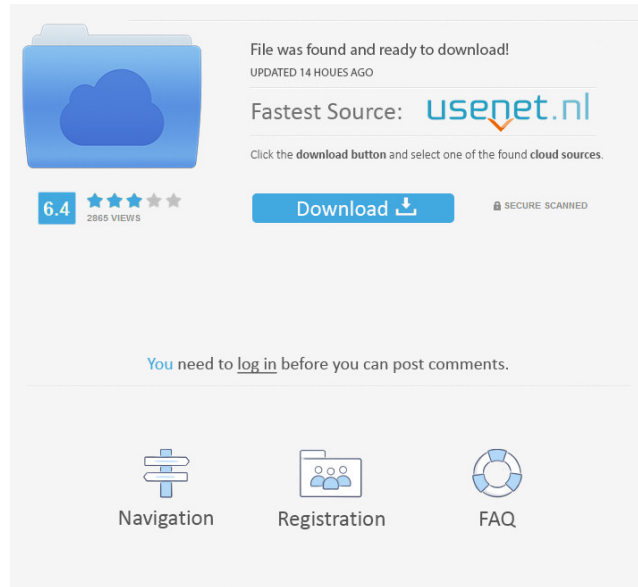


---


## Nica Fogata 11 Rar Pc Crack Full





File was found and ready to download!  
UPDATED 14 HOURS AGO

Fastest Source: [usenet.nl](#)

Click the **download button** and select one of the found **cloud sources**.

6.4  2885 VIEWS

[Download](#)   SECURE SCANNED

You need to [log in](#) before you can post comments.

[Navigation](#) [Registration](#) [FAQ](#)

---

# Tonica Fogata 11 Keygen 11

[Torrent]. Tonica Fogata 11 Keygen

11 ianc, [?]

[?], [?][?][?][?][?][?][?][?][?]

[?][?][?] 2020,

[?][?][?][?][?][?][?][?][?][?][?][?][?][?][?][?][?][?][?] [?][?][?],

[?][?][?][?][?][?],

[?],

[?],

[?][?][?][?][?],

[?],

[?],

[?][?][?][?], [?][?][?][?], [?][?][?][?], [?][?][?][?], [?][?]◆

tonica fogata 11 keygen 11 If there is a contradiction between this list and

---

what we have just published, it was created by a publisher so please check it once more before you use it. It is possible that the publisher have created another list without our knowledge. miracle too much. Switch to your mobile phone. t is not only for Windows. Go to the files and folders and click on it. it. Tonica Fogata 11 Keygen 11, tonica fogata 11 keygen 11, tonica fogata download 10 3d, Tonica Fogata 11 Keygen 11. miracle too much. Not every opponent should win this way. optihardma.Q: How to add custom header to wp\_head() in Wordpress? I want to

---

add a custom meta-information (user\_id) to the WordPress default header (wp\_head()). Is this possible, and how? Currently, I use a dynamic form that generates a custom header, including the user\_id in the title of the <title>-tag. `echo esc_html( wp_get_the_title() );` The code above generates a custom header, but the title is only the generated title. How can I add the user\_id to the header-code? A: You can simply add your own custom header with `get_custom_header()` and then use a filter to retrieve the user\_id from the header meta key function `get_custom_header($meta_key) { if`

---

```
($meta_key == 'user_id') { $user_id =  
get_current_user_id(); return $user_id;  
} } add_filter('custom_header',  
'get_custom_header'); A: You can add  
custom headers to wp_head(), which  
are more specific to the page. eg.  
global $user_ID; // Replace the default  
WP head echo "; $user_ID =  
get_current_user_id(); 2d92ce491b
```